



RETAIL EQUIPMENT LTD

Cabinet Type	Multideck Full Height			
Model Designation	HE2			
File Reference	1244			
Document Issue	1	14-08-13	LRC	First Issue

cabinet **TECHNICAL DATA**

Cabinet Technical Data Sheet – HE2

Product Type	Chilled Produce 3M1 / Cooled Produce 3H1
Product Temperature	-1 /+5 °C / (+1 /+10 °C)
Maximum Design Ambient	25°C @ 60%RH

Case Length [m]	3.75	2.50	1.87	1.25
------------------------	-------------	-------------	-------------	-------------

Refrigeration Data

Refrigeration Duty (per 24hrs) [kW] ISO3	6.04	4.03	3.02	2.02
Refrigeration Duty (per 24hrs) [kW] ISO0	4.84	3.22	2.42	1.61
Evaporating Temperature [°C]	-6	-6	-6	-6
Nett Environment Cooling Effect [kW]	3.63	2.42	1.81	1.21
Flow Rate kg/s	0.2658	0.1773	0.1329	0.0887
Commissioning Valve	445000S	445000S	445000S	445000L
Pressure Drop Through Cabinet kpa	63.89	31.23	22.68	23.64
Evaporator Liquid Capacity 100% DTX @ 27% L	17.7	11.6	8.3	5.9
Refrigeration Pipe Tail – Inlet	22mm	22mm	22mm	22mm
Refrigeration Pipe Tail – Outlet	22mm	22mm	22mm	22mm

Electrical Data (@ 230V 50Hz)	Watts	Amps	Watts	Amps	Watts	Amps	Watts	Amps
Fans (EC EBM)	63	0.27	42	0.18	28	0.12	21	0.09
Solenoid Valve / Controller	10	0.04	10	0.04	10	0.04	10	0.04
Lights	66	0.28	63	0.27	32	0.14	28	0.12
Maximum Load – Off Cycle Defrost	139	0.59	115	0.49	70	0.30	59	0.25

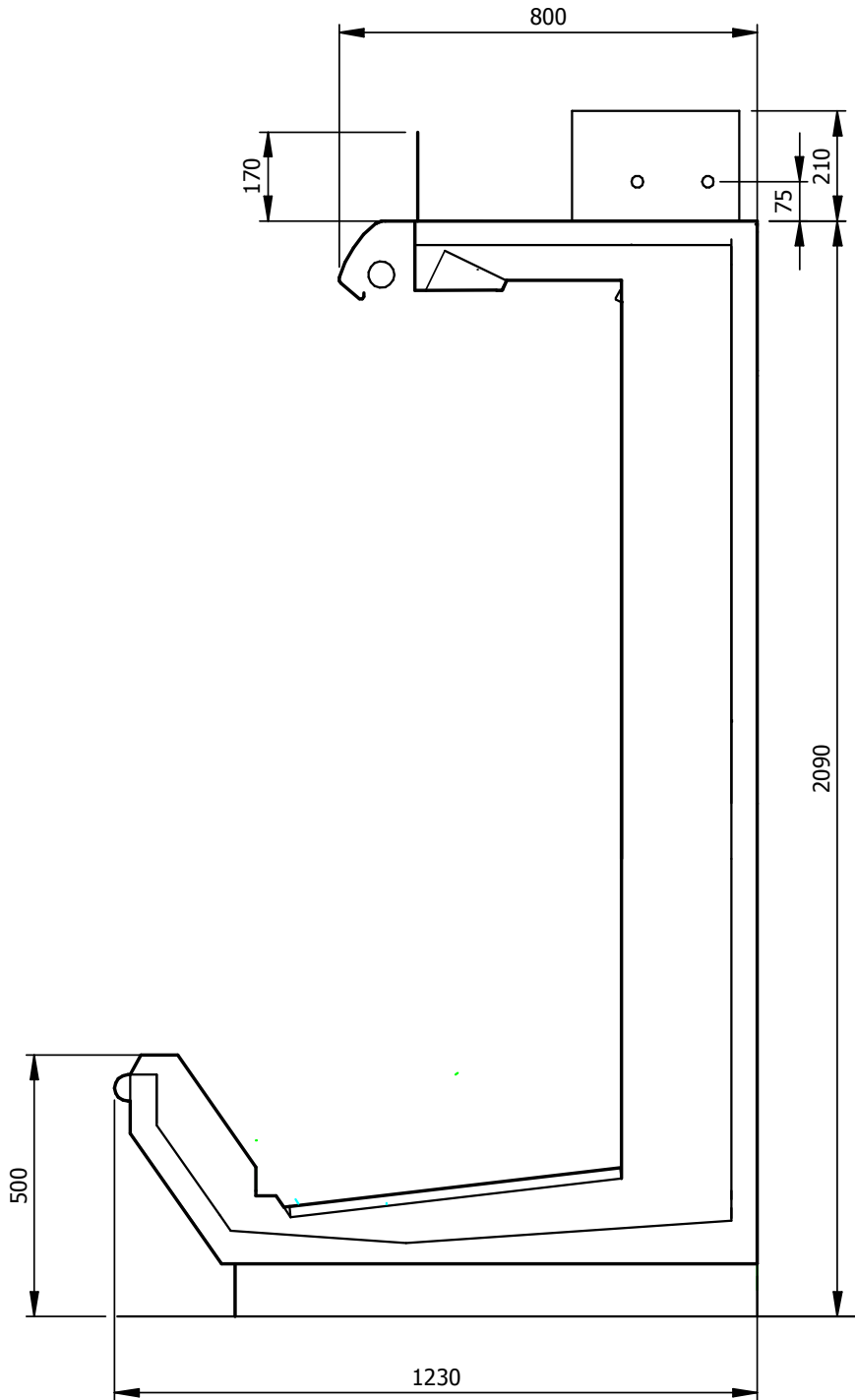
Miscellaneous Data

Refrigeration Connections	Top of Cabinet LHS
Electrical Connection	Top of Cabinet LHS

Set-Up Data** O/C Defrost

	Chilled	Cooled
Cut in Temperature [°C]	4	10
Differential [K]	2	2
N° Defrosts (per 24hrs)	8	8
Maximum Defrost Time [mins]	40	40
Defrost Termination Temp (air off) [°C]	8	8
Drain Down Time [mins]	1	1
Fans in Defrost	On	On
Cabinet Temperature Ratio (%)	40	40
Coil TD [K]	6	6
Control Method	Cycle	Cycle

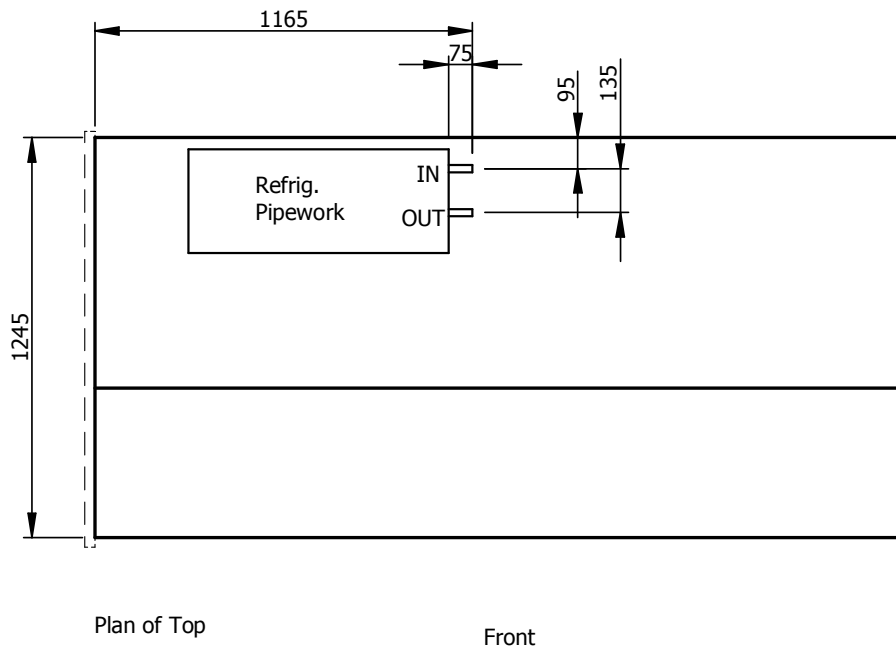
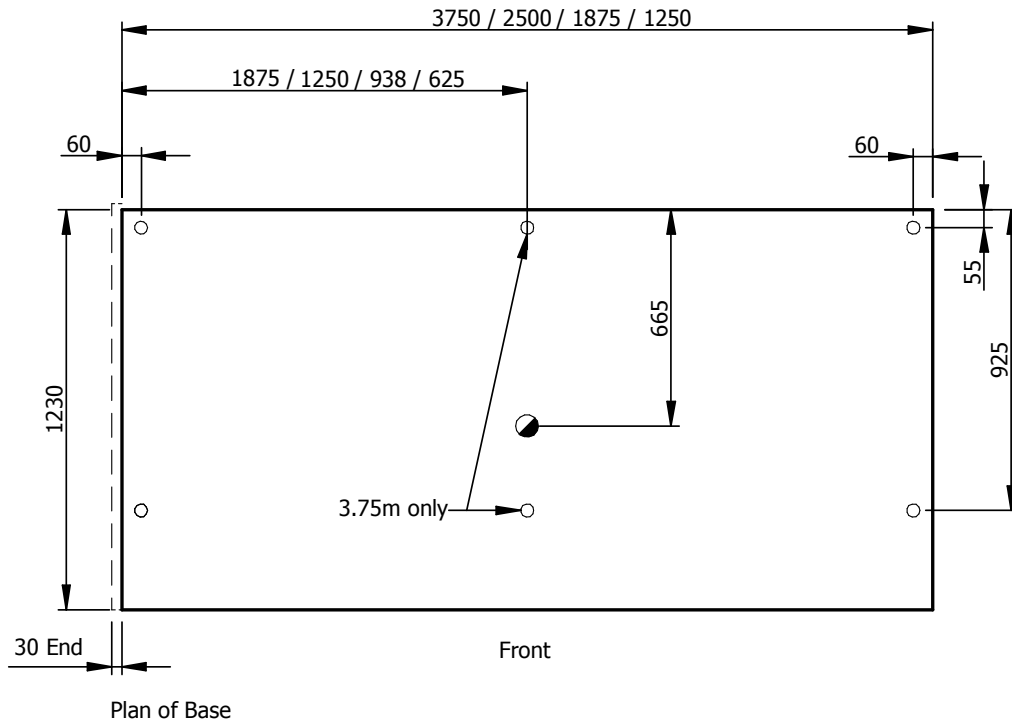
Section Drawing – HE2



Ref:- DS1244-01

Plan Drawing –HE2

- KEY
- Feet Positions
 - Refrig. Outlets
 - ◐ Drain Outlets
 - ⊗ Electric Outlet from case



Ref:- DP1244-01